

COVID-19 Weekly Report

Oregon's Weekly Surveillance Summary
Novel Coronavirus (COVID-19)



Oregon Public Health Division

Published July 29, 2020

Background

COVID-19 Weekly Report data will be finalized every Sunday at 11 p.m. PDT, and the report will be published on Wednesday. **Please note that the data reported here are continually being updated. For daily up-to-date information visit the OHA COVID-19 web page, available at <https://govstatus.egov.com/OR-OHA-COVID-19>.**

As of 11 p.m. Sunday, July 26, there have been 17,088 cases of COVID-19 reported to the Oregon Health Authority. Of these cases, 848 (5.0%) are presumptive cases—i.e., people without a confirmatory laboratory test who have COVID-19-like symptoms and had close contact with a confirmed case. Though not confirmed by a laboratory test, presumptive cases have a high likelihood of having COVID-19 because of the specific nature of the symptoms and known exposure. Presumptive cases are encouraged to seek testing to confirm that they do have COVID-19. Presumptive cases who test positive are recategorized as confirmed cases.

These data represent a snapshot of COVID-19 risk factors and clinical and demographic characteristics, and include data on cases with pending investigations. Not all cases have been interviewed at the time of this report. The data shown in this report come from Oregon's electronic disease surveillance system for reportable diseases.

During the week of July 20–July 26, 42,452 people were tested for COVID-19 in Oregon, and 5.1% of them had a positive result. Not all positive tests represent new cases; some are from specimens collected from people who had already been counted as presumptive cases. The number includes tests done at all locations, including commercial non-hospital-based laboratories, hospital laboratories and Oregon State Public Health Laboratory.

Weekly Report Summary

The recent COVID-19 resurgence continued during the week from Monday, July 20, through Sunday, July 26. OHA recorded 2,241 new cases of COVID-19 infection. In addition, 27 Oregonians were reported to have died, which is a slight increase from the previous week. Statewide, cumulative reported COVID-19 cases have reached 17,088 (40 cases per 10,000 Oregonians), and 289 Oregonians (0.7 deaths per 10,000 Oregonians) are known to have died with COVID-19 since the beginning of the outbreak. Recent data on mortality in Oregon, including deaths related to COVID-19, are available at <https://public.tableau.com/profile/oha.center.for.health.statistics#!/>.

The percentage of tests positive decreased from 6.6% to 5.1%. Hospitalizations have increased since the beginning of June but recent daily admissions of 21–24 are similar to earlier peaks in March and April of 20–25 per day. These circumstances are probably due principally to 1) detection and reporting of a higher proportion of all infections that occur (more widespread testing; testing of asymptomatic contacts of known cases); and 2) actual increases in underlying rates of infection among younger people who are at lower risk of hospitalization than are those in older age groups (Figure 5). ICU bed usage remains well under capacity statewide. More data for hospitalizations are available at <https://public.tableau.com/profile/oregon.health.authority.covid.19#!/vizhome/OregonCOVID-19CaseDemographicsandDiseaseSeverityStatewide/DemographicData>.

Large outbreaks (Table 7) have contributed a diminishing proportion of recent cases, and sporadic cases have increased (Figure 1), consistent with diffuse community spread. Though not definitive, a diminishing proportion of cases that are linked to outbreaks, cluster and household spread, is consistent with increasingly timely and effective isolation and quarantine messages from public health investigators and tracers.

* Does not include antibody (serology) tests.

Data are provisional and subject to change.

Page 1 of 27

COVID-19 Weekly Report

Oregon's Weekly Surveillance Summary
Novel Coronavirus (COVID-19)



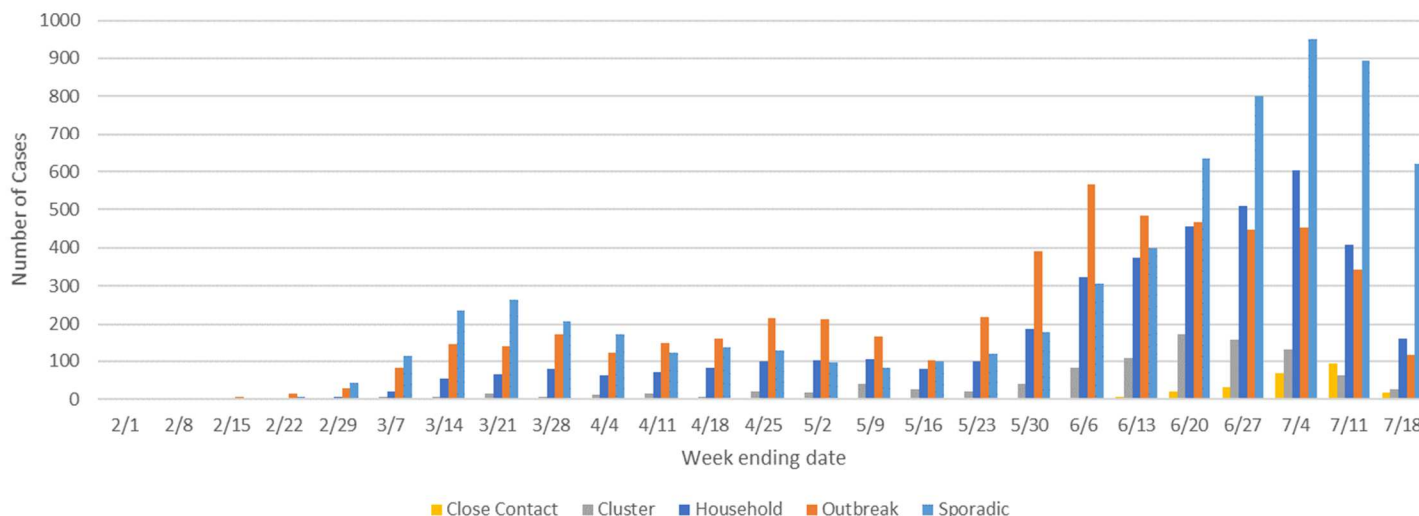
Oregon Public Health Division

Published July 29, 2020

Clinical Characteristics, Risk Factors and Demographic Characteristics

Figure 1 shows the number of cases reported by week of onset and epidemiologic link. Figure 2 provides information on signs and symptoms from all COVID-19 cases. Of 17,088 cases, 12,890 (75.4%) reported having signs and symptoms of COVID-19. The most commonly reported symptoms are cough (n=8,737, 51.1%) and headache (n=8,094, 47.4%). Figure 3 provides information on the percentage of COVID-19 cases that report symptoms. Figure 4 provides information on risk factors from all COVID-19 cases. The most common risk factors are having contact with a known COVID-19 case prior to symptom onset (n=11,213, 65.6%) and having underlying medical conditions (n=7,891, 46.2%). Note that a person may report more than one sign/symptom or risk factor.

Figure 1. Epidemiologic link of COVID-19 cases by week of onset



Where displayed by week in this report, case data are categorized by week of reported symptom onset, not by date of case report. This results in reduced numbers in the most recent week or more due to reporting lags.

Epidemiologic link designations

Sporadic: Cases who do not have known exposure to another case or outbreak.

Outbreak: Cases who have a shared, defined exposure with at least one other case. For example, a defined exposure could be an event, a workplace, a congregate facility, etc.

Cluster: Cases who had contact with another case, but the exposure is not well defined. For example, cases from two households who interacted many times prior to illness onset.

Household: Cases who were exposed to another case in their household.

Close contact: Cases who were exposed to another case, not in their household. This designation was added on 7/15.

Due to the lag between case reporting and case investigation, the proportion of cases categorized as sporadic is high in the most recent week or more; some of these cases will be recategorized after investigation is completed.

COVID-19 Weekly Report

Oregon's Weekly Surveillance Summary
Novel Coronavirus (COVID-19)



Oregon Public Health Division

Published July 29, 2020

Figure 2. Reported signs and symptoms for all confirmed COVID-19 cases (n=17,088)

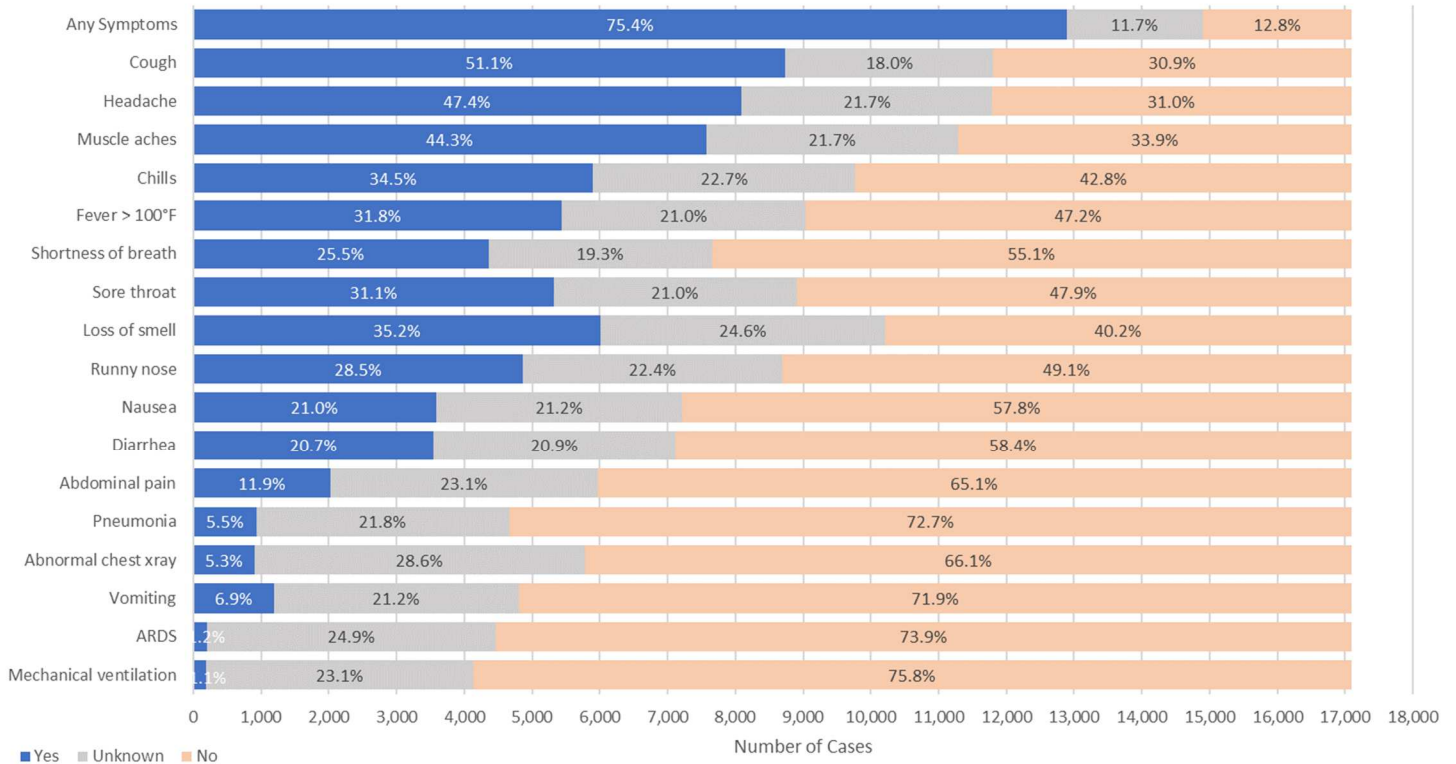
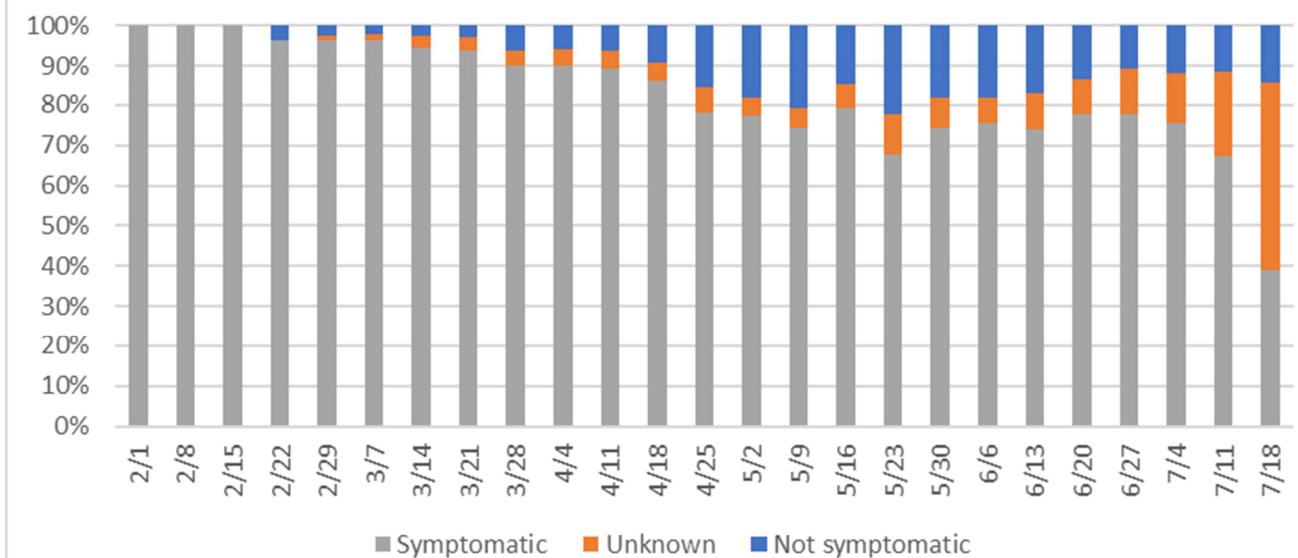


Figure 3. Reported symptoms among COVID-19 cases



COVID-19 Weekly Report

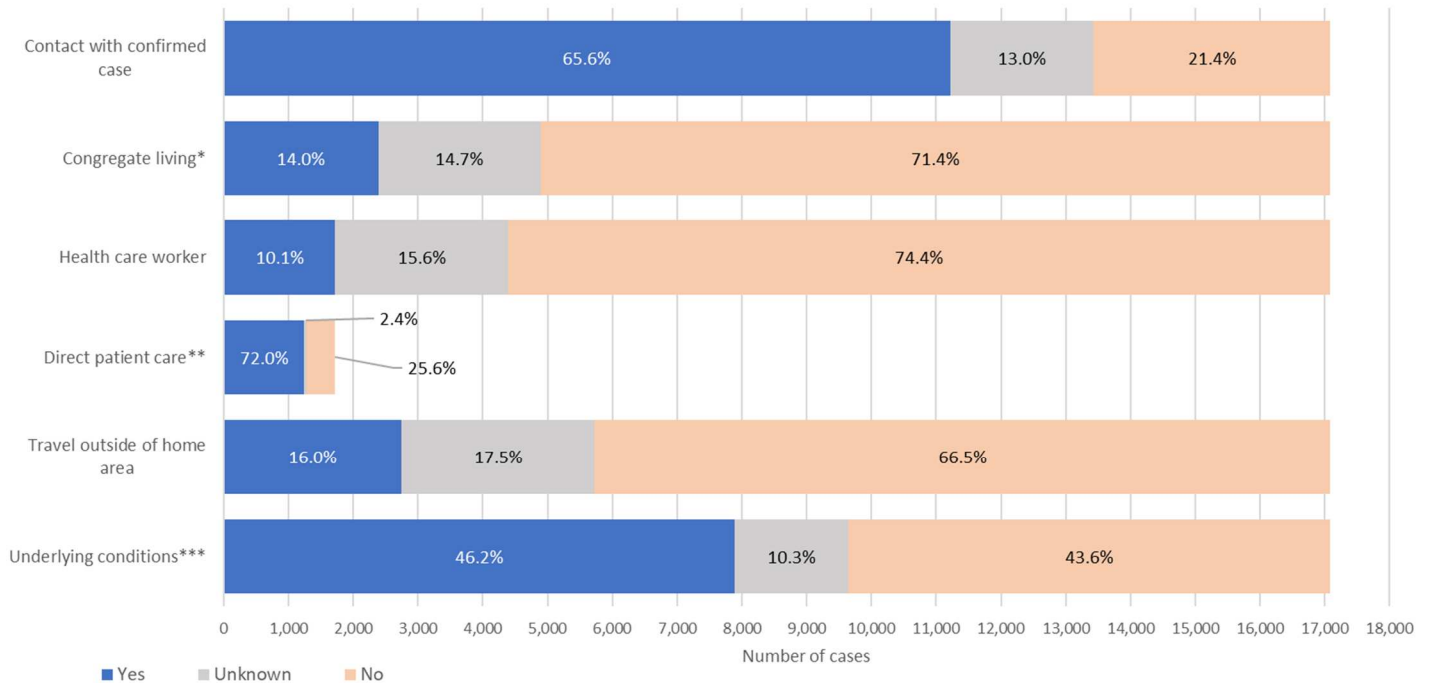
Oregon's Weekly Surveillance Summary
Novel Coronavirus (COVID-19)



Oregon Public Health Division

Published July 29, 2020

Figure 4. Reported risk factors from all COVID-19 cases (n= 17,088)



*Congregate living situations include, but are not limited to, long-term care facilities, group homes, prisons, and shelters. Data include people with confirmed cases who live or work in congregate living situations.

**Direct patient care is only asked if a case is a healthcare worker or volunteer. The denominator is the number of healthcare workers or volunteers.

***Underlying medical conditions include cardiovascular disease, chronic liver disease, chronic lung disease, chronic renal disease, current or former smoker, diabetes mellitus, immunocompromised condition, neurologic and neurodevelopmental conditions, obesity, or other chronic diseases.

The following tables show the demographic characteristics for all COVID-19 cases. Tables 1 and 2 show case counts and severity by demographic categories. Figures 4 and 5 show the case demographic distribution by week of onset. Tables 3 and 4 show race and ethnicity, respectively. Figures 6 and 7 show race and ethnicity by week of onset, respectively.

Table 1. Severity and rates of COVID-19 by sex (n=17,088)

Sex	Cases	% of total cases	Cases per 10,000 ^a	Hospitalized	% Hospitalized	Deaths	Case fatality
Male	8,182	47.9%	38.0	793	9.7%	163	2.0%
Female	8,853	51.8%	41.2	721	8.1%	126	1.4%
Non-Binary	3	0%	n/a	0	0.0%	0	0%
Not available	50	0%	n/a	0	0.0%	0	0%
Total	17,088	100.0%	40.3	1,514	8.9%	289	1.7%

^a Population data were compiled from the 2019 Annual Oregon Population Report, which is produced by the Population Research Center, Portland State University

COVID-19 Weekly Report

Oregon's Weekly Surveillance Summary
Novel Coronavirus (COVID-19)



Oregon Public Health Division

Published July 29, 2020

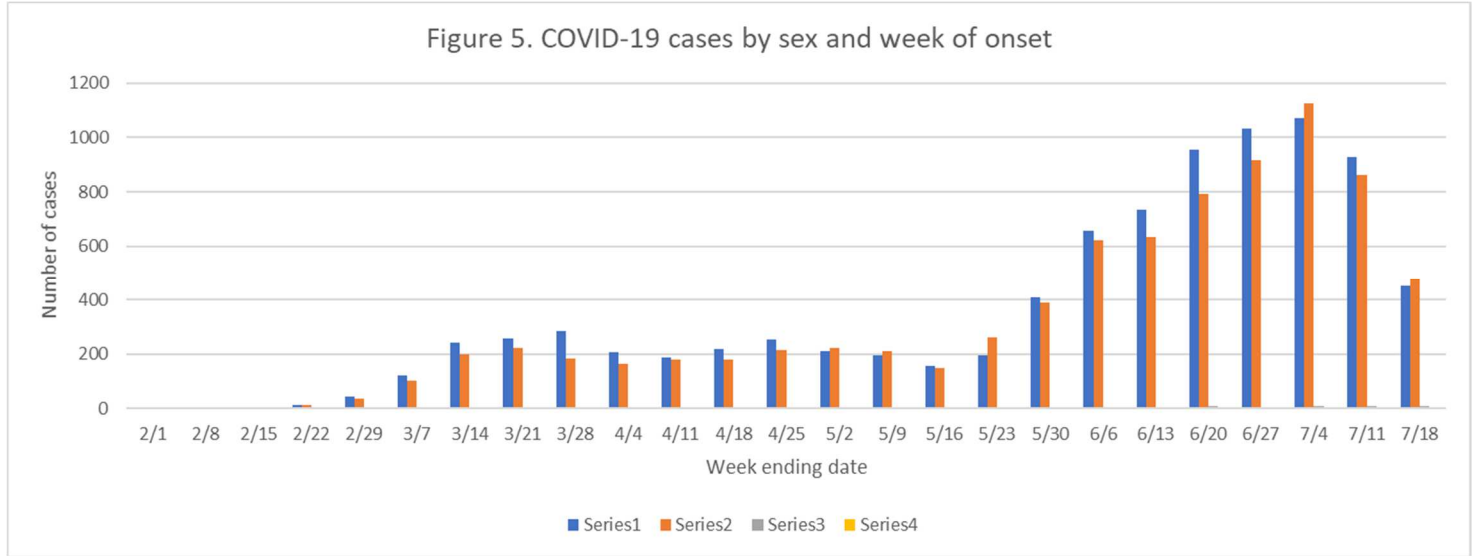


Table 2. Severity and rates of COVID-19 by age group (n=17,088)

Age group	Cases	% of total cases	Cases per 10,000 ^a	Hospitalized	% Hospitalized	Deaths	Case fatality
0–9	728	4.3%	15.2	18	2.5%	0	0%
10–19	1,681	9.8%	33.8	16	1.0%	0	0%
20–29	3,694	21.6%	66.5	93	2.5%	0	0%
30–39	2,990	17.5%	51.7	128	4.3%	3	0%
40–49	2,852	16.7%	52.5	185	6.5%	5	0.2%
50–59	2,196	12.9%	41.0	252	11.5%	16	0.7%
60–69	1,439	8.4%	26.7	297	20.6%	55	3.8%
70–79	879	5.1%	25.8	291	33.1%	75	8.5%
80+	606	3.5%	36.1	230	38.0%	135	22.3%
Unknown	23	0.1%	-	4	-	0	0.0%
Total	17,088	100.0%	40.3	1,514	8.9%	289	1.7%

^aPopulation data were compiled from the 2019 Annual Oregon Population Report, which is produced by the Population Research Center, Portland State University

COVID-19 Weekly Report

Oregon's Weekly Surveillance Summary
Novel Coronavirus (COVID-19)



Oregon Public Health Division

Published July 29, 2020

Figure 6. COVID-19 cases by age group and week of onset

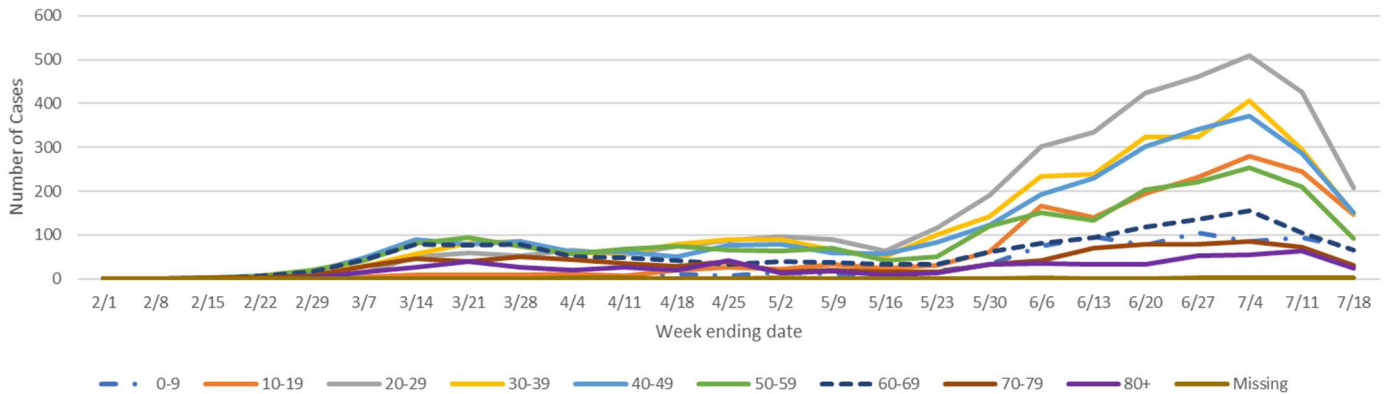


Table 3. Severity and rates of COVID-19 by race^a (n=17,088)

Race	Cases	% of total cases	Cases per 10,000 ^b	Hospitalized	% Hospitalized	Deaths	Case fatality
White	7,034	41.2%	19.7	824	11.7%	203	2.9%
Black	645	3.8%	79.9	70	10.9%	8	1.2%
Asian	539	3.2%	29.8	65	12.1%	13	2.4%
American Indian/Alaska Native	419	2.5%	86.0	37	8.8%	3	0.7%
Pacific Islander	398	2.3%	239.6	56	14.1%	6	1.5%
Other	5,611	32.8%	n/a	347	6.2%	25	0.4%
>1 race	381	2.2%	19.0	22	5.8%	3	0.8%
Not available	2,061	12.1%	n/a	93	4.5%	28	1.4%
Total	17,088	100.0%	40.3	1,514	8.9%	289	1.7%

^aDuring the case investigation, people are asked to self-report their race, ethnicity, tribal affiliation, country of origin, or ancestry.

^bNational Center for Health Statistics (NCHS). Estimates of the resident population of the U.S. by year, county, age, bridged race, Hispanic origin, and sex (Vintage 2018). 2) Census Bureau Population Estimates: U.S. Census bureau, Population Division, Annual Estimates of the Resident Population by Age, Sex, Race, and Hispanic Origin for counties (Vintage 2018)

^c5,461 (97%) of the 5,611 persons who identify as "Other" race also self-identify as Hispanic or Latino.

COVID-19 Weekly Report

Oregon's Weekly Surveillance Summary
Novel Coronavirus (COVID-19)



Oregon Public Health Division

Published July 29, 2020

Figure 7. COVID-19 cases by race and week of onset

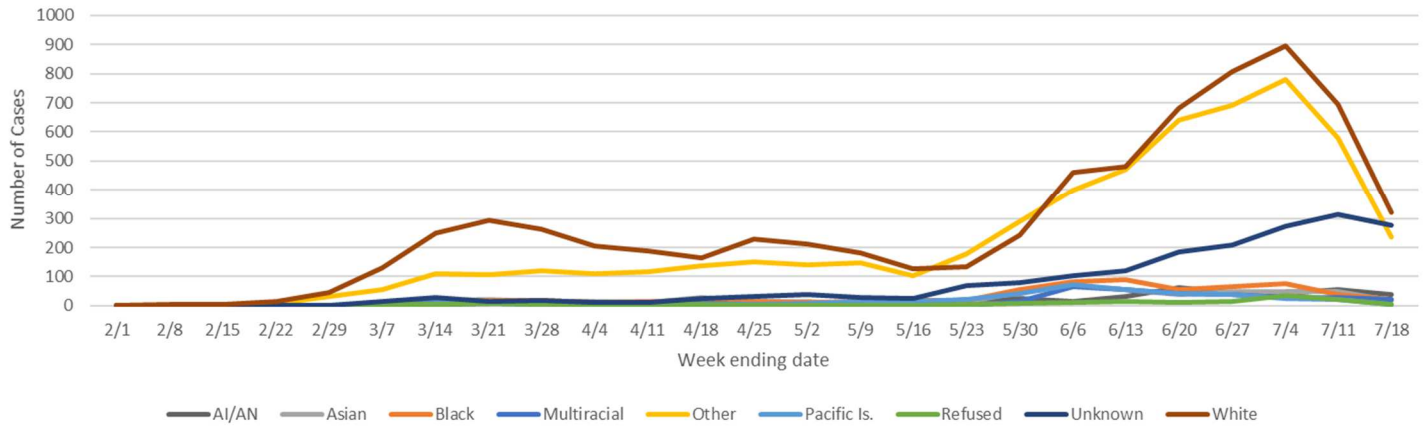
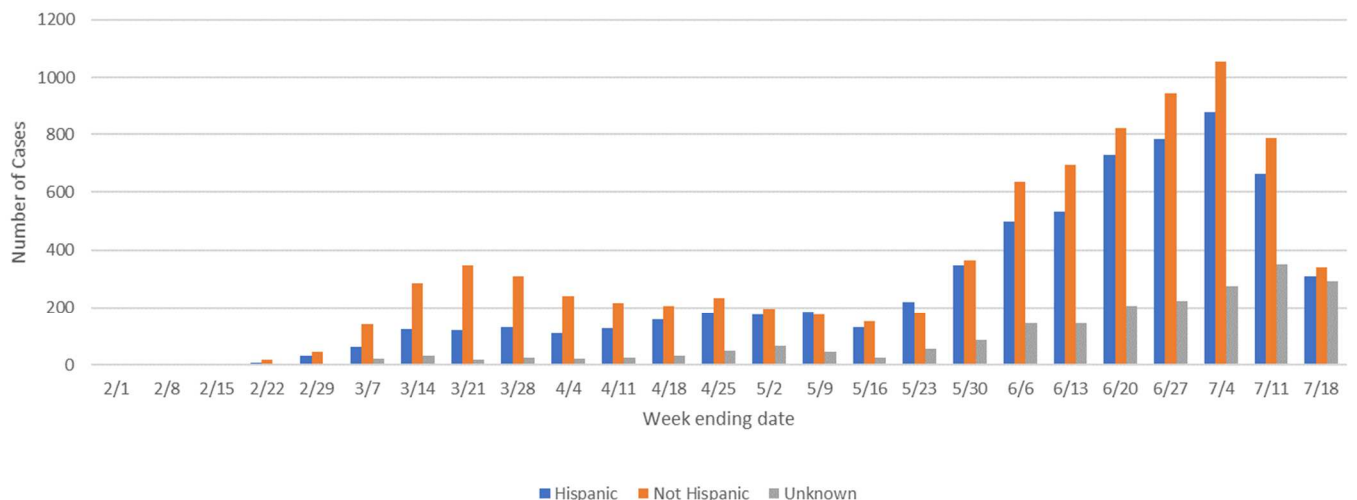


Table 4. Severity and rates of COVID-19 by ethnicity (n=17,088)

Ethnicity	Case count	% of total cases	Cases per 10,000 ^a	Hospitalized	% Hospitalized	Deaths	Case fatality
Hispanic	6,523	38.2%	120.0	408	6.3%	36	0.6%
Non-Hispanic	8,408	49.2%	22.8	975	11.6%	217	2.6%
Not available	2,157	12.6%	n/a	131	6.1%	36	1.7%
Total	17,088	100.0%	40.3	1,514	8.9%	289	1.7%

^aNational Center for Health Statistics (NCHS). Estimates of the resident population of the US by year, county, age, bridged race, Hispanic origin, and sex (Vintage 2018). 2) Census Bureau Population Estimates: U.S. Census bureau, Population Division, Annual Estimates of the Resident Population by Age, Sex, Race, and Hispanic Origin for counties (Vintage 2018)

Figure 8. COVID-19 cases by ethnicity and week of onset



COVID-19 Weekly Report

Oregon's Weekly Surveillance Summary
Novel Coronavirus (COVID-19)



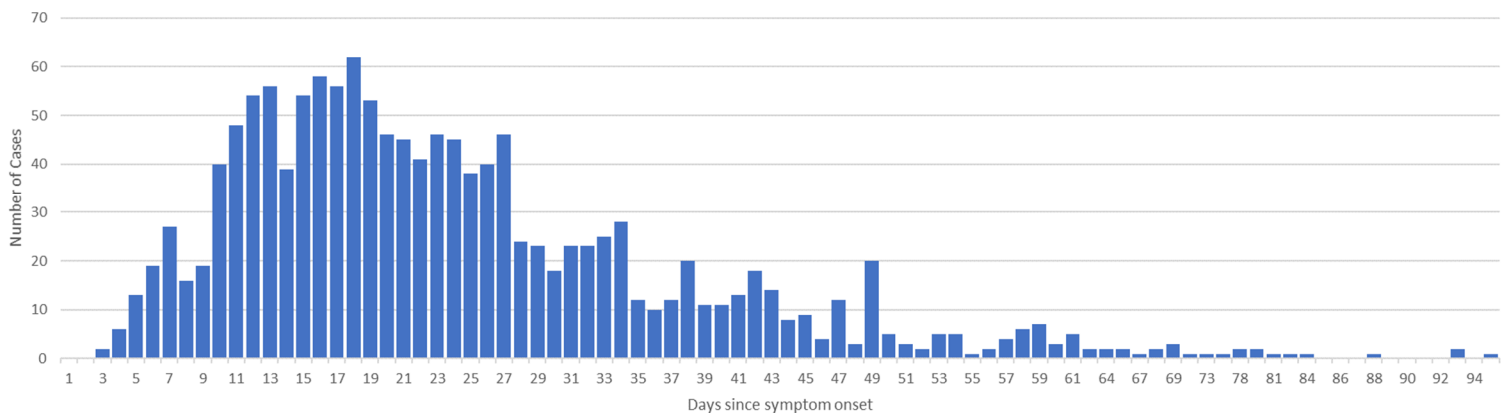
Oregon Public Health Division

Published July 29, 2020

Recovery

OHA staff periodically call people with reported COVID-19 who experienced fever, cough, shortness of breath or diarrhea and were initially interviewed before May 1, when OHA changed its definition of recovery, to inquire about resolution of symptoms. This group includes 1,885 people who were all diagnosed before mid-April and have not succumbed to their illness. Among these, 1,654 (87.3%) are considered to have recovered, and a recovery date is available for 1,384 people; their time to recovery is depicted in Figure 9. Of these 1,885 people, 41 (2.2%), have not yet recovered; and recovery status is not yet available for 192 (10.1%). People are assumed to have recovered three days after resolution of all symptoms. The median time to recovery among non-hospitalized symptomatic cases is 20 days (interquartile range: 15–29 days); among symptomatic cases who were hospitalized it is 26 days (interquartile range: 18–37 days).

Figure 9. Time to recovery* among symptomatic people** with confirmed COVID-19 (n=1,384)



*Three days after reported resolution of diarrhea, cough, shortness of breath and fever.

** Includes cases who were interviewed about their date of recovery before a change in recovery definition on May

Weekly Care Facility, Senior Living Communities and Congregate Living Settings Report

OHA is publishing data on cases and deaths in care facilities, senior living communities, and congregate living settings that have three or more confirmed COVID-19 cases or one or more deaths (Table 5). Facilities with outbreaks that are considered resolved are moved to the closed outbreak list (Table 6). An outbreak is considered resolved if no new cases are identified for 28 days after the last case onset. This list does not include correctional facilities.

In addition to the facilities listed, OHA is aware of 15 congregate settings of five or fewer beds that have three or more confirmed COVID-19 cases or one or more deaths. Because foster homes typically have relatively few residents, OHA follows the Oregon Department of Human Services practice in not naming these locations to protect patient privacy.

To date, there has been one death of a staff person who worked in a congregate care setting from COVID-19. To protect patient privacy, OHA does not report employee deaths by workplace or other potentially identifying information. Similar information will be released in the future in weekly reports only if OHA determines that such information, in addition to other information it releases, and information released by other agencies, like the Centers for Medicaid and Medicare, cannot be used to identify an individual.

COVID-19 Weekly Report

Oregon's Weekly Surveillance Summary
Novel Coronavirus (COVID-19)



Oregon Public Health Division

Published July 29, 2020

Table 5. Active outbreaks in care facilities, senior living communities and congregate living settings with three or more confirmed COVID-19 cases or one or more COVID-19 related deaths (n=35)

Facility name	County	First reported	Total cases ^a	Total deaths ^a
Brookdale River Valley - Tualatin	Clackamas	6/3/2020	12	0
Brookstone Alzheimer's Care Center	Marion	6/8/2020	67	13
Avamere Court at Keizer	Marion	6/9/2020	3	1
Green Valley Rehab	Lane	6/12/2020	3	0
Mcloughlin Place	Clackamas	6/12/2020	31	1
Avamere Rehabilitation of Newport	Lincoln	6/15/2020	50	6
Arcadia Senior Living	Multnomah	6/16/2020	7	0
Pacifica Senior Living Portland	Multnomah	6/18/2020	17	1
The Springs at Wilsonville	Clackamas	6/18/2020	4	0
Avamere Rehabilitation of Beaverton	Clackamas	6/23/2020	7	0
Farmington Square Salem Assisted Living	Marion	6/23/2020	32	6
Oswego Place by Bonaventure	Clackamas	6/22/2020	21	0
The Pearl at Kruze Way	Clackamas	6/23/2020	10	0
Avamere Rehabilitation of Clackamas	Clackamas	6/23/2020	4	0
Brookdale Assisted Living	Malheur	6/25/2020	39	4
Hawthorne Gardens	Multnomah	6/24/2020	20	3
Hillside Independent Living	Yamhill	6/30/2020	7	0
EmpRes Hillsboro Health and Rehab Center	Washington	7/1/2020	22	0
Capitol Manor	Polk	7/6/2020	8	0
Monterey Court	Clackamas	7/7/2020	19	2
Beaverton Lodge	Washington	7/10/2020	4	0
Avamere Rehabilitation of Coos Bay	Coos	7/10/2020	4	0
Mt Bachelor Memory Care	Deschutes	7/11/2020	41	3
Regency Hermiston Nursing and Rehab Center	Umatilla	7/13/2020	52	5
Hood River Care Center	Hood River	7/13/2020	3	0
Mountain Park Memory Care	Clackamas	7/14/2020	6	0
Dorian Place Assisted Living	Malheur	7/15/2020	8	1
Sun Terrace	Umatilla	7/15/2020	6	0
The Grove and The Gardens	Washington	7/15/2020	3	0
Brookdale Wilsonville	Clackamas	7/8/2020	4	0
Tabor Crest	Multnomah	7/20/2020	3	0
Miramont Point Assisted Living	Clackamas	7/18/2020	3	0
Cascade Terrace	Multnomah	7/21/2020	8	0
St. Andrews Memory Care	Multnomah	7/23/2020	3	0
Total	-	-	531	46

^aCase and death counts include all cases and deaths associated with the outbreak (e.g., staff, residents, close contacts)

COVID-19 Weekly Report

Oregon's Weekly Surveillance Summary
Novel Coronavirus (COVID-19)



Oregon Public Health Division

Published July 29, 2020

Table 6. Resolved outbreaks in care facilities, senior living communities and congregate living settings with three or more confirmed COVID-19 cases or one or more COVID-19 related death (n=46)

Facility name	County	First reported	Total cases ^a	Total deaths ^a
Oregon Veterans' Home Lebanon	Linn	3/11/2020	38	8
The Oaks at Sherwood Park	Marion	3/20/2020	14	1
Regency Park	Washington	3/21/2020	16	1
Astor House Senior Living	Yamhill	3/22/2020	15	7
Healthcare at Foster Creek	Multnomah	3/24/2020	120	34
Oregon Veterans' Home The Dalles	Wasco	3/26/2020	3	0
Raleigh Hills Senior Care	Washington	3/27/2020	1	1
Corvallis Manor	Benton	3/27/2020	19	3
Salem Transitional Care	Marion	3/27/2020	26	3
Shelter at Orenco Station	Washington	3/30/2020	4	0
Laurelhurst Village	Multnomah	3/30/2020	51	5
Marquis Marian Estates	Marion	3/30/2020	16	1
Village Health Care	Multnomah	4/1/2020	40	5
Avamere at Bethany	Washington	4/1/2020	12	1
Bonaventure	Washington	4/1/2020	1	1
Four Seasons Memory Care	Marion	4/2/2020	4	1
Jason Lee Manor Apartments	Marion	4/10/2020	2	1
Avamere Court at Keizer	Marion	4/11/2020	7	1
Powell Valley Memory Care	Multnomah	4/13/2020	9	1
Country Meadows Village	Marion	4/13/2020	7	1
Cornerstone Care Options	Multnomah	4/16/2020	16	0
The Grove Assisted Living	Washington	4/17/2020	3	2
Countryside Living of Canby	Clackamas	4/19/2020	13	2
St. Andrews Memory Care	Multnomah	4/21/2020	3	0
Cherrywood Village	Multnomah	4/23/2020	6	1
Turner Residential Care	Marion	4/23/2020	1	1
Providence Benedictine	Marion	4/27/2020	6	0
Prestige Senior Living Orchard Heights	Polk	4/30/2020	55	11
Prestige Senior Living Riverwood	Washington	5/2/2020	11	1
Jennings - McCall Center	Washington	5/4/2020	9	2
Parkview Christian Assisted Living	Multnomah	5/4/2020	10	1
Prestige Post Acute Care and Rehabilitation-Milwaukie	Clackamas	5/9/2020	12	2

Data are provisional and subject to change.

COVID-19 Weekly Report

Oregon's Weekly Surveillance Summary
Novel Coronavirus (COVID-19)



Oregon Public Health Division

Published July 29, 2020

Odd Fellows Home	Multnomah	5/4/2020	9	1
Avamere Park Place	Washington	5/26/2020	6	0
High Lookee Lodge	Jefferson	5/26/2020	15	0
Bethesda Lutheran Communities	Washington	5/28/2020	3	0
Boone Ridge Senior Living	Marion	5/31/2020	6	1
The Springs at Willow Creek	Marion	6/2/2020	22	4
Regent Court Memory Care	Benton	6/3/2020	8	1
Marquis Hope Village	Clackamas	6/4/2020	112	11
Springs at Carmen Oaks	Clackamas	6/8/2020	29	0
Marquis Oregon City	Clackamas	6/14/2020	23	1
Pacific Garden Memory Care Unit	Multnomah	6/15/2020	3	0
Lakeview Long Term Care	Lincoln	6/21/2020	3	0
Grand Ronde Retirement Residence	Union	6/21/2020	5	0
Redwood Heights	Marion	6/21/2020	2	1
Hidden Lakes Independent Living	Marion	6/18/2020	5	1
Providence ElderPlace Glendoveer	Multnomah	6/30/2020	3	0
Somerset Lodge	Clackamas	7/3/2020	5	0
Total	-	-	809	120

^aCase and death counts include all cases and deaths associated with the outbreak (e.g., staff, residents, close contacts)

Weekly Workplace Outbreak Report

OHA is publishing data on cases in workplace outbreaks. Given a cluster of cases in space and time, within plausible incubation periods for the pathogen, OHA epidemiologists will consider cases to be related—i.e., part of a workplace outbreak—unless a more likely alternative source for acquisition is identified. Any suspected workplace outbreak is required to be reported to the local public health authority (see OAR 333-018-015). Local health department and tribal partners investigate to identify workplace outbreaks. This list of outbreaks will be updated as investigations continue, and we learn about epidemiologic links between cases. This list may not reflect all the workplace outbreaks in Oregon.

To protect privacy, OHA is only reporting workplace outbreaks with five or more cases and only for workplaces with at least 30 employees. If more than 50% of the employees are COVID-19 cases, specific case numbers will not be reported. Case counts include all persons linked to the outbreak, which may include household members and other close contacts. The list below includes active workplace outbreaks (Table 7), meaning that there has been a case within the past 28 days. Outbreaks that are resolved are moved to a separate table of resolved outbreaks (Table 8).

The presence of correctional facilities and food packing and agricultural worksites on this list highlights the challenges of controlling COVID-19 in settings where people must work or live in proximity. People of color are overrepresented in agricultural and correctional settings, contributing to the higher rates of COVID-19 observed in these groups. OHA publishes these data in response to public request, but with some concern that workers or staff members at these workplaces might be subject to discrimination.

COVID-19 Weekly Report

Oregon's Weekly Surveillance Summary
Novel Coronavirus (COVID-19)



Oregon Public Health Division

Published July 29, 2020

State and local public health officials work intensively with staff at workplaces where outbreaks are identified to isolate sick workers, test and quarantine those who have been exposed and implement workplace changes to reduce risk of transmission. Unless otherwise noted, public health officials have determined that these workplaces, their employees and their products do not pose significant risk to the public. Employees of a business with a workplace outbreak should never be subjected to discrimination or excluded from patronizing other businesses. In fact, discriminating against employees or avoiding products might jeopardize the economic viability of essential local businesses.

Employers can support their employees with policies that ensure that ill workers are not in the workplace and are not penalized for taking sick leave. Employers should ensure that workers are aware of and understand these policies.

Eight COVID-19 deaths have been associated with the workplace outbreaks below. To protect patient privacy, OHA does not report employee deaths by workplace.

Table 7. Active workplace outbreaks with five or more confirmed COVID-19 cases (n=64)

Workplace	Address	County ^a	Investigation start date	Most recent onset	Total cases
Oregon State Penitentiary	2605 State St, Salem, OR 97310	Marion	4/2/2020	7/22/2020	185
Pacific Seafood	213 SW Bay Blvd, Newport, OR 97365	Lincoln	6/2/2020	7/3/2020	183
Lamb Weston	78153 Westland Road, Hermiston, OR 97838	Umatilla	6/16/2020	7/11/2020	161
Snake River Correctional Institution	777 Stanton Blvd, Ontario, OR 97914	Malheur	6/24/2020	7/14/2020	132
Eastern Oregon Correctional Institution	2500 Westgate, Pendleton, OR 97801	Umatilla	7/8/2020	7/20/2020	69
Bob's Red Mill	5000 SE International Way, Milwaukie, OR 97222	Clackamas	5/27/2020	7/2/2020	62
Medelez Trucking	30522 Old Field Street, Hermiston OR 97838	Umatilla	4/29/2020	7/12/2020	43
Amazon Troutdale	1250 NW Swigert Rd, Troutdale, OR 97060	Multnomah	5/21/2020	7/19/2020	40
Shearer's Foods	78035 Highway 207, Hermiston, OR 97838	Umatilla	6/26/2020	7/14/2020	33
Columbia River Processing (TCCA)	79588 Rippe Rd, Boardman, OR 97013	Morrow	6/16/2020	7/3/2020	32
Walmart Distribution Center	2650 US-395, Hermiston, OR 97838	Umatilla	6/30/2020	7/18/2020	28
Teeny Foods	3434 NE 170th way, Gresham OR 97230	Multnomah	6/8/2020	7/8/2020	27
Salem Hospital	890 Oak Street SE, Salem, OR 97301	Marion	5/27/2020	7/22/2020	25
Norris Blueberry Farms	13900 Garden Valley Road, Roseburg, OR 97471	Douglas	6/25/2020	7/23/2020	23
Atkinson Staffing	80796 N Highway 395, Hermiston, OR 97838	Umatilla	6/18/2020	7/20/2020	22
JE Dunn Construction	3200 NW Yeon Ave, Portland, OR 97210	Multnomah	7/8/2020	7/17/2020	20
Mary's Harvest Fresh Foods	2705 NE Argyle St, Portland, OR 97211	Multnomah	6/17/2020	7/16/2020	20

Data are provisional and subject to change.

Page 12 of 27

COVID-19 Weekly Report

Oregon's Weekly Surveillance Summary
Novel Coronavirus (COVID-19)



Oregon Public Health Division

Published July 29, 2020

Reser's Food	6999 NE Century Blvd, Hillsboro, OR 97124	Washington	4/16/2020	7/12/2020	19
Two Rivers Correctional Institution	82911 Beach Access Rd, Umatilla, OR 97882	Umatilla	6/24/2020	7/18/2020	19
Amazon Aumsville	4775 Depot Ct SE, Salem, OR 97317	Marion	5/21/2020	7/20/2020	18
Norpac	2498 Madrona Ave SE, Salem, OR 97301	Marion	6/5/2020	7/14/2020	17
Good Shepherd Hospital	610 NW 11th St, Hermiston, OR 97838	Umatilla	7/16/2020	7/18/2020	17
Oregon Harvesting Inc.	11335 SW Hillsboro Hwy, Hillsboro, OR 97123	Washington	6/25/2020	7/5/2020	15
Walmart	1350 N 1st St, Hermiston, OR 97838	Umatilla	7/9/2020	7/22/2020	15
Morasch Meats	4050 NE 158th Ave, Portland, OR 97230	Multnomah	6/19/2020	7/7/2020	14
Imperfect Foods	16800 SE Evelyn St Ste 104, Clackamas, OR 97015	Clackamas	6/30/2020	7/4/2020	13
Orchard View Farms	4055 Skyline Rd, The Dalles, OR 97058	Wasco	6/15/2020	7/13/2020	13
Pacific Pine and Products	17634 US 395, Lakeview, OR 97630	Lake	6/26/2020	7/20/2020	12
Precision Lumber	11550 SE Jennifer St, Clackamas, OR 97015	Clackamas	6/17/2020	7/8/2020	11
A&K Design	8564 NE Alderwood Rd, Portland, OR 97220	Multnomah	7/8/2020	7/10/2020	11
The Kraft Heinz Company	175 NE 6th Ave, Ontario, OR 97914	Malheur	6/15/2020	7/13/2020	11
Asante Rogue Regional Medical Center	2825 E Barnett Rd, Medford, OR 97504	Jackson	7/8/2020	7/23/2020	10
JM Eagle	31420 Roxbury Rd, Umatilla, OR 97882	Umatilla	7/8/2020	7/6/2020	10
The Tofurky Company	602 Anchor Way, Hood River, OR 97031	Hood River	7/4/2020	7/18/2020	10
Smith Frozen Foods, Inc.	101 E Depot St, Weston, OR 97886	Umatilla	7/24/2020	7/20/2020	10
McDonalds	1320 N 1St, Hermiston, OR 97838	Umatilla	7/21/2020	7/20/2020	10
Threemile Canyon Farms	75906 Threemile Rd, Boardman, OR 97818	Morrow	6/30/2020	7/23/2020	10
Truitt Bros Inc.	556 Murlark Ave. NW, Salem, OR 97304	Polk	6/26/2020	7/7/2020	9
Unger Farms	6540 SW Iowa Hill Road, Cornelius, OR 97113	Washington	6/24/2020	7/15/2020	9
Columbia Gorge Organic	3610 Central Vale Drive, Hood River, OR 97031	Hood River	7/4/2020	7/6/2020	8
Service Master	15790 SE Piazza Ave Ste 102, Clackamas, OR 97015	Clackamas	7/14/2020	7/5/2020	8
McClaskey Orchards	3551 Old Dufur Rd, The Dalles, OR 97058	Wasco	6/30/2020	7/23/2020	8
Romtec	18240 N Bank Rd, Roseburg, OR 97470	Douglas	7/1/2020	7/14/2020	8
Marlette Homes	400 W Elm Ave, Hermiston, OR 97838	Umatilla	7/8/2020	7/17/2020	8
Tenneson Orchards	5299 Millcreek Rd, Dallas, OR 97058	Wasco	6/19/2020	7/5/2020	8

COVID-19 Weekly Report

Oregon's Weekly Surveillance Summary
Novel Coronavirus (COVID-19)



Oregon Public Health Division

Published July 29, 2020

Lamb Weston Boardman East	750 Columbia Ave NE, Boardman, OR 97818	Morrow	7/13/2020	7/17/2020	8
Walker Brothers Farms	30203 Micka Rd, Malin, OR 97632	Klamath	7/14/2020	7/20/2020	8
Margarita Factory Beaverton	17005 NW Cornell Rd, Beaverton, OR 97006	Washington	6/25/2020	7/7/2020	7
MacLaren Youth Correctional Facility	2630 N Pacific Hwy, Woodburn, OR 97071	Marion	6/26/2020	7/10/2020	7
Pella Windows and Doors	18600 NE Wilkes Rd, Portland, OR 97230	Multnomah	7/7/2020	7/3/2020	7
Interfor	15555 S Hwy 211, Molalla, OR 97038	Clackamas	7/10/2020	7/13/2020	7
Walmart	1775 E Idaho Ave, Ontario, OR 97914	Malheur	7/1/2020	7/12/2020	7
Family Health Associates	600 NW 11th St #E15, Hermiston, OR 97838	Umatilla	6/18/2020	7/6/2020	7
Bay Cities Brokerage	3505 Ocean Blvd SE, Coos Bay, OR 97420	Coos	7/17/2020	7/20/2020	7
Bright Wood Quality Millwork	335 NW Hess St, Madras, OR 97741	Jefferson	7/13/2020	7/20/2020	7
CabDoor	2900 Pringle Rd SE Ste #150, Salem, OR 97302	Marion	7/24/2020	7/22/2020	7
Azure Standard	500 Azure Ln, Moro, OR 97039	Sherman	5/31/2020	7/6/2020	6
United States Postal Service	7007 NE Cornfoot Rd Dept 800, Portland, OR 97208	Multnomah	7/8/2020	7/12/2020	6
Townsend Farms	22815 NE Sandy Blvd, Fairview, OR 97024	Multnomah	7/10/2020	7/9/2020	6
Anderson Hay & Grain Co Inc	23261 Hubbard Cutoff Rd NE, Aurora, OR 97002	Marion	7/6/2020	7/7/2020	5
BrucePac	380 S Pacific Hwy, Woodburn, OR 97071	Marion	6/4/2020	7/10/2020	5
Oregon State Hospital	2600 Center St NE, Salem, OR 97301	Marion	7/13/2020	7/17/2020	5
Home Depot	300 W Harper Rd, Hermiston, OR 97838	Umatilla	7/24/2020	7/18/2020	5
Spyce Gentleman's Club	210 NW Couch St, Portland, OR 97209	Multnomah	7/24/2020	7/16/2020	5

^aCounty of workplace. COVID-19 cases may reside in multiple counties.

Table 8. Resolved workplace outbreaks with five or more confirmed COVID-19 cases (n=45)

Workplace	Address	County ^a	Investigation start date	Most recent onset	Total cases
Duckwall Fruit	3430 Davis Dr. Hood River, OR 97031	Hood River	5/28/2020	6/11/2020	69
Townsend Farms	23303 NE Sandy Blvd, Fairview, OR 97024	Multnomah	5/25/2020	5/31/2020	56
Townsend Farms	23303 NE Sandy Blvd, Fairview, OR 97024	Multnomah	4/30/2020	5/12/2020	51
National Frozen Foods	745 30th Ave SW, Albany, OR 97322	Linn	4/15/2020	5/10/2020	41
VA Medical Center	3710 SW US Veterans Hospital Rd, Portland, OR 97239	Multnomah	5/7/2020	5/13/2020	34
Bornsteins Seafood	9 Portway St, Astoria, OR 97103	Clatsop	5/2/2020	5/13/2020	33

COVID-19 Weekly Report

Oregon's Weekly Surveillance Summary
Novel Coronavirus (COVID-19)



Oregon Public Health Division

Published July 29, 2020

Shutter Creek Correctional Institute	95200 Shutters Landing Ln, North Bend, OR 97459	Coos	4/7/2020	5/5/2020	28
Townsend Farms	33865 NW Vadis Rd, Cornelius OR 97113	Washington	5/25/2020	6/13/2020	22
Old Trapper	4071 24th Ave, Forest Grove, OR 97116	Washington	4/13/2020	6/24/2020	19
Pacific Seafood	450 NE Skipanon Dr, Warrenton, OR 97146	Clatsop	5/8/2020	5/14/2020	15
Santiam Correctional Institute	4005 Aumsville Hwy SE, Salem, OR 97317	Marion	4/3/2020	6/7/2020	15
Local Ocean	213 SE Bay Blvd, Newport, OR 97365	Lincoln	6/10/2020	6/19/2020	12
Grand Ronde Hospital	900 Sunset Dr, La Grande, OR 97850	Union	6/24/2020	6/23/2020	12
Oregon Potato Company	650 Columbia Ave NE, Boardman, OR 97818	Morrow	6/26/2020	6/29/2020	12
Harry and David's	2800 S. Pacific Hwy, Medford, OR 97501	Jackson	6/9/2020	6/13/2020	11
Adventist Hospital	10123 SE Market St, Portland, OR 97216	Multnomah	5/7/2020	5/9/2020	10
Oregon Health and Sciences University	3181 S.W. Sam Jackson Park Rd, Portland, OR 97239	Multnomah	4/8/2020	4/11/2020	10
National Performance Warehouse	5640 NE Wagon Dr, Hillsboro, OR 97124	Washington	6/18/2020	6/20/2020	10
Chaucer Foods	2238 Yew St, Forest Grove, OR 97116	Washington	5/31/2020	6/22/2020	10
BrucePac	811 N First St, Silverton, OR 97381	Marion	5/11/2020	6/22/2020	10
Fremont Millwork	2949 Onyx Ave, Klamath Falls, OR 97603	Klamath	6/29/2020	6/30/2020	10
Hill Meat Company	1503 NW 50th Street, Pendleton, OR 97801	Umatilla	6/26/2020	6/30/2020	10
Amstad Produce, Inc.	16300 SW 192nd Ave, Sherwood, OR 97410	Washington	4/26/2020	5/1/2020	9
Outdoors RV Manufacturing	62582 Pierce Rd, La Grande, OR 97850	Union	6/28/2020	6/23/2020	9
MacLaren Youth Correctional Facility	2630 N Pacific Hwy, Woodburn, OR 97071	Marion	5/5/2020	5/11/2020	8
Fred Meyer	14700 SE McLoughlin Blvd, Milwaukie, OR 97267	Clackamas	6/3/2020	6/5/2020	8
Georgie's Beachside Grill	744 SW Elizabeth St, Newport, OR 97365	Lincoln	6/12/2020	6/24/2020	8
Dave's Killer Bread	5209 SE International Way, Milwaukie, OR 97222	Clackamas	5/2/2020	6/26/2020	8
Physicians Building Group	1234 Commercial St SE, Salem, OR 97302	Marion	3/24/2020	3/24/2020	7
Pacific Motion Furniture	21249 SW 115th Ave, Tualatin, OR 97062	Washington	4/29/2020	4/20/2020	7
Meduri Farms	12375 Smithfield Road, Dallas, OR 97338	Polk	5/25/2020	5/19/2020	7
Electronic Assemblers	616 Industrial St # 30, Hood River, OR 97031	Hood River	6/1/2020	6/1/2020	7

COVID-19 Weekly Report

Oregon's Weekly Surveillance Summary
Novel Coronavirus (COVID-19)



Oregon Public Health Division

Published July 29, 2020

McDonald's	1300 N Coast Hwy, Newport, OR 97365	Lincoln	6/16/2020	6/14/2020	7
Clearwater	325 SW Bay Blvd, Newport, OR 97365	Lincoln	6/5/2020	6/22/2020	7
Gutterman's Supply	1620 NE Argyle Dr. Portland, OR 97211	Multnomah	6/23/2020	6/22/2020	7
Purdy Professional Painting	13201 N Lombard St, Portland, OR	Multnomah	6/21/2020	4/16/2020	6
Cherriots Bus Service	555 Court St NE #5230, Salem, OR 97301	Marion	3/30/2020	3/27/2020	6
Hospital Service Corporation	18440 NE Portal Way, Portland, OR, 97230	Multnomah	4/3/2020	4/4/2020	6
Timber Products Company	25 E McAndrews Rd, Medford, OR 97501	Jackson	4/11/2020	4/3/2020	6
Fresh Del Monte	9243 N Rivergate Blvd, Portland, OR 97203	Multnomah	5/22/2020	5/21/2020	6
Northwest Hazelnut Company	19748 OR-99E, Hubbard, OR 97032	Marion	5/12/2020	5/18/2020	6
Good Shepherd Hospital	610 NW 11th St, Hermiston, OR 97838	Umatilla	5/21/2020	5/19/2020	6
Hoffman Construction	5 NE MLK Blvd, Portland, OR 97232	Multnomah	6/13/2020	6/12/2020	6
First American Title Company	2892 Crescent Ave, Eugene, OR 97408	Lane	4/19/2020	4/10/2020	5
Wong's Potatoes	17600 Highway 39 Klamath Falls, Klamath Falls, OR 97603	Klamath	4/20/2020	4/20/2020	5
Fjord Limited	3099 N Pacific Highway, Woodburn, OR 97071	Marion	5/5/2020	4/28/2020	5
McGee Air Services	7000 NE Airport Way, Portland, OR 97218	Multnomah	6/30/2020	6/22/2020	5
Portland Spirit	110 SE Caruthers St, Portland, OR 97214	Multnomah	6/22/2020	6/18/2020	5
Safeway	2111 Adams Ave, La Grande, OR 97850	Union	6/28/2020	6/24/2020	5
ANM Hush Canna	130 W Clark St, Medford, OR 97501	Jackson	7/3/2020	6/27/2020	5
Polehn Farms	2121 Dry Hollow Rd, The Dalles, OR 97058	Wasco	7/2/2020	6/29/2020	5
Popeye's	5949 NE Martin Luther King Jr Blvd, Portland, OR 97211	Multnomah	7/1/2020	6/30/2020	5

^aCounty of workplace. COVID-19 cases may reside in multiple counties.

Weekly Schools and Child Care Outbreak Report

OHA is publishing data on cases in school and child care settings. Given a cluster of cases in space and time, within plausible incubation periods for the pathogen, OHA epidemiologists will consider cases to be related—i.e., part of a school or child care outbreak—unless a more likely alternative source for acquisition is identified. Any suspected school or child care outbreak is required to be reported to the local public health authority (see OAR 333-018-015). Local health department and tribal partners investigate to identify outbreaks in these settings. This list of outbreaks will be updated as investigations continue, and as we learn about epidemiologic links between cases. This list may not reflect all of the outbreaks in school and child care settings in Oregon.

COVID-19 Weekly Report

Oregon's Weekly Surveillance Summary
Novel Coronavirus (COVID-19)



Oregon Public Health Division

Published July 29, 2020

To protect patient privacy, OHA is only reporting school and child care outbreaks with five or more cases and only for schools or child care settings with at least 30 students. If more than 50% of the population at the school or child care are COVID-19 cases, then we will not report specific case numbers. Case counts include all persons linked to the outbreak, which may include household members or other close contacts. The list below includes active school and child care outbreaks (Table 9), meaning that there has been a case within the past 28 days. Outbreaks that are resolved will be moved to a separate table of resolved outbreaks. In addition to the facilities listed in Table 9, OHA will report outbreaks in smaller schools and child care in aggregate if the threshold of 5 or more cases is met. To date, there have been two outbreaks of 5 or more cases in a school or child care with fewer than 30 students.

Table 9. Schools and child care facilities reporting COVID-19 outbreaks (n=4).

Facility	Address	County	Investigation start date	Most recent onset	Total cases
Lake Grove KinderCare	3700 Red Cedar Way, Lake Oswego, OR 97035	Clackamas	6/16/2020	6/19/2020	29
Trout Creek Bible Camp	38105 SE Gordon Creek Rd. Corbett, OR 97019	Multnomah	7/21/2020	7/26/2020	19
Oregon Child Development	308 E 2nd St, Nyssa, OR 97913	Malheur	7/2/2020	6/30/2020	6
Hall Boulevard KinderCare	11533 SW Hall Blvd, Tigard, OR 97223	Washington	7/13/2020	7/14/2020	5

COVID-19 Weekly Report

Oregon's Weekly Surveillance Summary
Novel Coronavirus (COVID-19)



Oregon Public Health Division

Published July 29, 2020

Weekly COVID-19 Hospitalizations

OHA is publishing data on the number of COVID-19 hospitalizations by hospital in the prior week; data are from HOSCAP. Table 7 lists all hospitals which, at some time during the week reported, had 10 or more suspected/confirmed COVID-19 patients. The left column shows the highest number of suspected and confirmed COVID-19 hospitalized patients for each hospital between 7/13/2020 and 7/19/2020. The right column shows the highest number of confirmed COVID-19 patients hospitalized during the same time period.

Table 10. Hospitals reporting 10 or more COVID-19 patients.

Hospital	Maximum Patients (Suspected and confirmed)	Maximum Patients (Confirmed only)
Providence Portland Medical Center	28	22
Salem Health Hospital	27	20
OHSU Hospital	25	12
St. Charles Bend	22	16
Legacy Emanuel Medical Center	20	18
Providence St. Vincent Medical Center	19	16
Adventist Health Portland	19	16
Hillsboro Medical Center	16	10
Good Shepherd Health Care System	13	<10
Legacy Good Samaritan Medical Center	12	<10
Legacy Mount Hood Medical Center	11	<10

The hospitals listed in Table 11 reported 1–9 suspected or confirmed COVID-19 patients between 7/13/2020 through 7/19/2020. Hospitals not listed in either table did not report any suspected or confirmed patients during the week.

Table 11. Hospitals reporting 1–9 COVID-19 patients.

Hospital
Adventist Health Tillamook
Asante Ashland Community Hospital
Asante Rogue Regional Medical Center
Asante Three Rivers Medical Center
Good Samaritan Regional Medical Center
Kaiser Permanente Sunnyside Medical Center
Kaiser Permanente Westside Medical Center
Legacy Meridian Park Hospital
Legacy Silverton Medical Center
McKenzie-Willamette Medical Center
Mercy Medical Center
Mid-Columbia Medical Center

COVID-19 Weekly Report

Oregon's Weekly Surveillance Summary
Novel Coronavirus (COVID-19)



Oregon Public Health Division

Published July 29, 2020

OHSU Doernbecher Children's Hospital
PeaceHealth Sacred Heart MC at Riverbend
Providence Hood River Memorial Hospital
Providence Medford Medical Center
Providence Milwaukie Hospital
Providence Newberg Medical Center
Providence Seaside Hospital
Providence Willamette Falls Medical Center
Randall Children's Hospital at Legacy Emanuel
Samaritan Albany General Hospital
Samaritan Lebanon Community Hospital
Samaritan North Lincoln Hospital
Samaritan Pacific Communities Hospital
Sky Lakes Medical Center
St. Alphonsus Medical Center - Ontario
St. Anthony Hospital
VA Portland Health Care System
Willamette Valley Medical Center

COVID-19 Weekly Report

Oregon's Weekly Surveillance Summary
Novel Coronavirus (COVID-19)



Oregon Public Health Division

Published July 29, 2020

Cases by ZIP Code

OHA is publishing data on cases at the ZIP code level (Table 12). To protect patient privacy, ZIP codes with small populations or small numbers of cases will be aggregated. Cases from ZIP codes with fewer than 1,000 people will be reported as one number. ZIP codes that have fewer than 10 cases will be reported as "1-9". ZIP codes with no cases will have a "0". ZIP code populations were retrieved from the 2010 US Census Bureau ZIP Code Tabulation Area.

Table 12. COVID-19 cases by ZIP code

ZIP code	Case count	Cases per 10,000
97002	27	48.0
97003	130	50.2
97004	11	25.1
97005	155	62.2
97006	199	31.6
97007	152	22.7
97008	99	34.2
97009	30	38.6
97013	164	72.3
97014	1-9	n/a
97015	69	35.3
97016	1-9	n/a
97017	1-9	n/a
97018	1-9	n/a
97019	27	85.4
97021	0	0
97022	1-9	n/a
97023	17	17.3
97024	152	148.4
97026	80	209.7
97027	39	32.1
97030	251	68.4
97031	120	65.3
97032	76	150.7
97034	47	24.9
97035	66	27.6
97038	64	42.3
97040	1-9	n/a
97041	16	56.8

COVID-19 Weekly Report

Oregon's Weekly Surveillance Summary
Novel Coronavirus (COVID-19)



Oregon Public Health Division

Published July 29, 2020

97042	14	47.9
97045	183	35.6
97048	16	23.9
97049	0	0
97051	16	10.0
97053	1-9	n/a
97054	0	0
97055	44	25.4
97056	18	15.7
97058	129	65.0
97060	138	65.0
97062	151	55.0
97063	1-9	n/a
97064	1-9	n/a
97067	0	0
97068	53	18.7
97070	73	34.8
97071	505	175.3
97078	158	73.7
97080	280	68.5
97086	99	38.1
97089	36	30.0
97101	1-9	n/a
97103	30	17.8
97106	1-9	n/a
97107	0	0
97110	1-9	n/a
97111	10	31.7
97112	0	0
97113	193	136.3
97114	22	46.2
97115	18	43.5
97116	182	75.5
97119	1-9	n/a
97121	1-9	n/a
97123	360	80.8
97124	221	45.7

Data are provisional and subject to change.

Page 21 of 27

COVID-19 Weekly Report

Oregon's Weekly Surveillance Summary
Novel Coronavirus (COVID-19)



Oregon Public Health Division

Published July 29, 2020

97127	14	37.4
97128	98	27.1
97131	1-9	n/a
97132	101	35.7
97133	1-9	n/a
97136	1-9	n/a
97137	1-9	n/a
97138	12	12.0
97140	56	23.9
97141	13	9.9
97146	18	30.5
97148	1-9	n/a
97201	39	25.2
97202	79	20.4
97203	220	70.9
97204	1-9	n/a
97205	13	16.9
97206	180	37.8
97209	96	64.2
97210	25	23.0
97211	108	34.6
97212	48	19.9
97213	92	31.5
97214	106	44.5
97215	35	21.4
97216	80	51.3
97217	120	38.2
97218	65	44.6
97219	116	30.0
97220	160	56.2
97221	23	19.8
97222	139	39.7
97223	173	37.0
97224	94	30.2
97225	86	35.6
97227	15	39.0
97229	126	21.6

Data are provisional and subject to change.

Page 22 of 27

COVID-19 Weekly Report

Oregon's Weekly Surveillance Summary
Novel Coronavirus (COVID-19)



Oregon Public Health Division

Published July 29, 2020

97230	302	76.0
97231	12	28.0
97232	23	20.0
97233	475	120.7
97236	485	131.6
97239	25	17.7
97266	210	63.1
97267	99	32.1
97301	338	63.2
97302	142	38.2
97303	255	66.0
97304	166	58.3
97305	339	84.4
97306	155	56.7
97317	143	58.7
97321	57	22.9
97322	74	21.7
97324	1-9	n/a
97325	30	45.4
97327	1-9	n/a
97330	69	16.6
97331	1-9	n/a
97333	25	11.7
97338	25	12.5
97341	1-9	n/a
97344	1-9	n/a
97347	1-9	n/a
97348	1-9	n/a
97351	42	40.7
97352	12	21.4
97355	66	23.1
97358	0	0
97360	1-9	n/a
97361	17	15.1
97362	28	64.5
97365	305	283.9
97366	1-9	n/a

Data are provisional and subject to change.

Page 23 of 27

COVID-19 Weekly Report

Oregon's Weekly Surveillance Summary
Novel Coronavirus (COVID-19)



Oregon Public Health Division

Published July 29, 2020

97367	23	24.4
97368	1-9	n/a
97370	20	24.2
97374	1-9	n/a
97375	1-9	n/a
97376	0	0
97378	10	11.3
97380	10	40.8
97381	71	48.3
97383	41	42.8
97385	16	49.1
97386	14	10.3
97389	1-9	n/a
97391	15	28.1
97392	18	34.7
97394	1-9	n/a
97396	1-9	n/a
97401	74	18.3
97402	75	14.9
97403	17	14.6
97404	31	9.6
97405	46	10.3
97408	19	16.2
97411	1-9	n/a
97415	11	7.8
97417	1-9	n/a
97419	1-9	n/a
97420	26	9.5
97423	1-9	n/a
97424	12	6.8
97426	12	12.4
97431	0	0
97435	1-9	n/a
97437	0	0
97438	1-9	n/a
97439	17	11.9
97442	0	0

Data are provisional and subject to change.

Page 24 of 27

COVID-19 Weekly Report

Oregon's Weekly Surveillance Summary
Novel Coronavirus (COVID-19)



Oregon Public Health Division

Published July 29, 2020

97443	1-9	n/a
97444	1-9	n/a
97446	1-9	n/a
97448	1-9	n/a
97449	0	0
97452	1-9	n/a
97454	0	0
97455	1-9	n/a
97456	0	0
97457	1-9	n/a
97458	1-9	n/a
97459	40	28.4
97462	1-9	n/a
97463	1-9	n/a
97465	0	0
97467	1-9	n/a
97469	1-9	n/a
97470	23	11.5
97471	22	7.6
97477	43	11.7
97478	52	14.0
97479	17	17.9
97487	1-9	n/a
97488	1-9	n/a
97495	1-9	n/a
97496	1-9	n/a
97497	0	0
97498	1-9	n/a
97499	0	0
97501	81	19.2
97502	45	16.2
97503	47	44.6
97504	54	12.2
97520	14	5.7
97523	1-9	n/a
97524	17	11.8
97525	1-9	n/a

Data are provisional and subject to change.

Page 25 of 27

COVID-19 Weekly Report

Oregon's Weekly Surveillance Summary
Novel Coronavirus (COVID-19)



Oregon Public Health Division

Published July 29, 2020

97526	35	10.2
97527	17	5.0
97530	13	18.8
97532	1-9	n/a
97535	1-9	n/a
97537	1-9	n/a
97538	0	0
97539	1-9	n/a
97540	12	15.1
97541	0	0
97544	0	0
97601	66	29.4
97603	67	22.7
97623	1-9	n/a
97624	1-9	n/a
97630	28	54.9
97632	1-9	n/a
97633	10	73.5
97641	0	0
97701	144	24.4
97702	132	32.5
97703	67	20.2
97707	1-9	n/a
97708	1-9	n/a
97720	1-9	n/a
97734	14	50.3
97738	1-9	n/a
97739	1-9	n/a
97741	84	70.5
97753	1-9	n/a
97754	30	16.2
97756	83	24.7
97759	12	19.1
97760	18	26.6
97761	161	403.8
97801	278	129.2
97813	1-9	n/a

Data are provisional and subject to change.

Page 26 of 27

COVID-19 Weekly Report

Oregon's Weekly Surveillance Summary
Novel Coronavirus (COVID-19)



Oregon Public Health Division

Published July 29, 2020

97814	19	15.3
97818	153	367.9
97820	0	0
97824	1-9	n/a
97826	10	92.2
97827	11	41.9
97828	1-9	n/a
97836	1-9	n/a
97838	1019	402.0
97844	83	218.1
97845	1-9	n/a
97846	1-9	n/a
97850	334	197.0
97862	47	40.3
97865	0	0
97868	13	65.3
97869	0	0
97875	81	310.3
97882	246	317.0
97883	1-9	n/a
97885	1-9	n/a
97886	1-9	n/a
97913	94	170.1
97914	428	222.9
97918	40	88.2
Cases with unknown ZIP codes	141	n/a
ZIP codes with <1000 population or no population data	111	n/a